



HEART STRING



HEART STRING

What you need

Construction paper

Scissors

Pencil

Glue

A long length
of colourful yarn



Using construction paper, cut out a lot of hearts that are the same size.





Place one heart on the table (with the fold pointing upwards). Spread glue on the top surface.

Fold a second heart in half, and place it on top of one side of the first heart, matching the center lines.



Fold a third heart in half. Place it on top of the first heart, next to the second heart, again matching the center lines.

Lay the yarn along the center line of the heart.



Put glue on the inner flaps of either the second or third heart. Stick them together, enclosing the yarn within the flaps.

Glue many other heart triplets to the string.

