


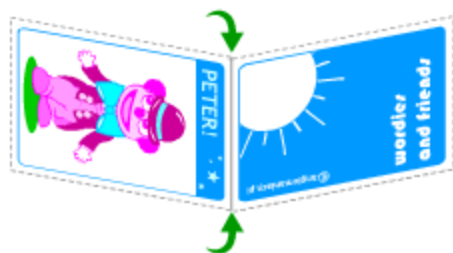
Plain Cards

with pictures, words, questions or tasks on one side and colourful patterns on the other

1. Cut out the individual cards along dashed lines.



2. Fold in half.



3. Use glue to secure both sides together.



4. Your card is ready!



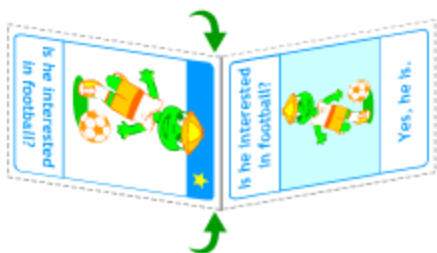
Self-checking Cards

with picture, word or text clues on one side and correct, possible or suggested answers on the other

1. Cut out the individual cards along dashed lines.



2. Fold in half.



3. Use glue to secure both sides together.



4. Your card is ready!

