

PRESENT SIMPLE DOMINO

This is a game for 2-4 players (or teams). Before playing the game revise or pre-teach the vocabulary used in the activity. To do this, you can use playing cards as flashcards.

Mix up domino tiles and place them all face down on the table.

Players draw domino tiles at random and stands them in front of them so that their opponent cannot see them.

If two kids are playing, each player takes seven tiles. If three or four kids are playing, each player takes five tiles. The remaining dominoes form the draw pile.

Choose one kid that will begin. He or she places one of their dominoes on the table.

The next player must then place a matching domino next to the first one.

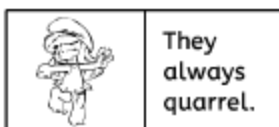


Throughout the game, players can match a domino to any one of the two open ends of the trail. When a player cannot match an end, they take a domino from the draw pile.

Continue taking turns putting dominoes on the table until someone wins. The winner is the first kid to get rid of all of their dominoes.

Preparation

Print out domino cards (tiles). If you want, you can stick the printout onto the heavy paper. Laminate for future use. Cut out the individual cards so that there is a picture at one end and a text at the other end.

MATERIALS



12 domino tiles

**You will need:
one set per child**