













ABC DICE GAME

This is a game for 2 players (or teams). Before playing the game revise or pre-teach the vocabulary used in the activity.

Players take it in turns to roll the both dice.
The first dice indicates the column.
The second dice indicates the row.
Then the player finds a box with his / her task on the game board.

For example, 1 - 6: U

						
	A	B	C	D	E	F
	G	H	I	J	K	L
	M	N	O	P	Q	R
	S	T	U	V	W	X
	Y	Z	A	E	I	O
	U	H	W	X	Y	Z

-  the first dice
-  the second dice
-  a task box

MATERIALS




a game board



two dice
for each player

If they correctly name the letter, they win a point.
The first player to get six points is the winner.



Player 1
is the winner.

Preparation

Print out a game board. If you want, you can stick the printout onto the heavy paper. You can laminate your game board for future use.