

What you need

Cardboard and paper

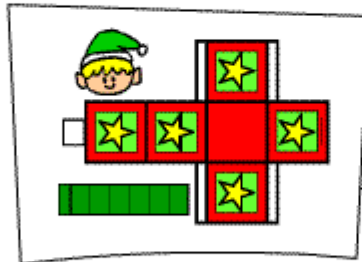
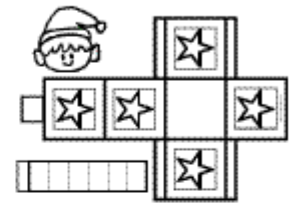
Scissors

Pencil crayons,
markers or crayons

Glue




Print the patterns.
Glue a piece of cardboard.



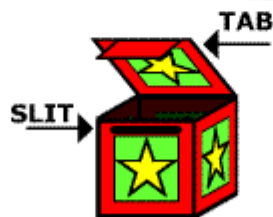
Colour, decorate and cut out
your patterns.

Make a box.



Glue strips together.
Fold the glued strips fan style.
Attach the elf-in-the-box head.

Glue folded strip with head
to the bottom of the box.



Cut small slit for tab to close
the box.